



Cowra PS Early Stage 1 – “At Home” Learning Pack Term 2 Week 3

Welcome to Week 3 of Term 2. Your teachers have collectively created some new, engaging activities to continue your learning at home. We look forward to receiving your completed work samples soon. The highlighted learning tasks are for you to submit for feedback (once completed) via the perspex barrel, located at the front entrance of school or via teacher email. Please ensure your name and class name is clearly written at the top of each page.

Teacher email: ➔ tracey.mcfarland1@det.nsw.edu.au

➔ michelle.hamer2@det.nsw.edu.au

➔ kerry.a.white@det.nsw.edu.au

	Monday	Tuesday	Wednesday	Thursday	Friday
Task Remember to practise your sounds and sight words each day.	Choose a challenge from the Movement Mat - Challenge 1	Choose a challenge from the Movement Mat - Challenge 2	Choose a challenge from the Movement Mat - Challenge 3	Choose a challenge from the Movement Mat - Challenge 4	Choose a challenge from the Movement Mat - Challenge 5
Morning	<p>English Reading</p> <p>Listen to “The Gruffalo” by Julia Donaldson using our Google classroom.</p> <p>Discuss the sequence of events in the text. Why do you think the mouse told all of the animals he was going to have lunch with a Gruffalo? Talk about the following words with your parent/carer, what do you think these words mean? stroll, terrible tusks.</p> <p>Little Mouse was only tricking – he doesn’t think there is such a thing as a Gruffalo. I wonder how Little Mouse felt when he realised that a Gruffalo actually does exist.</p>	<p>English Reading</p> <p>Listen to “The Gruffalo” by Julia Donaldson using our Google Classroom.</p> <p>Discuss the animals that you can see in the story. These are called nouns. Nouns are the names of a person, place, or thing.</p> <p>What other nouns can you see in the story? Tell your parent/carer the nouns that you found e.g. nut, tree</p> <p>Students label nouns on Worksheet 3 using images and initial sounds to guide them eg. snake, owl, fox, mouse etc.</p>	<p>English Reading</p> <p>Listen to “The Gruffalo” by Julia Donaldson using our Google Classroom.</p> <p>Talk about the following words with your parent/carer, what do you think these words mean? creature, feast</p> <p>Discuss with your parent/carer the food that the Gruffalo likes to eat.</p> <p>Compile a list of the food that the Gruffalo eats using Worksheet 6.</p> <p>Remember to use your butterfly chart to help you.</p>	<p>English Reading</p> <p>Listen to “The Gruffalo” by Julia Donaldson using our Google Classroom.</p> <p>Talk about your favourite food with your parent/carer. Why is it your favourite food? Do you have it all the time or just for special occasions?</p> <p>In your workbook, draw a picture of your favourite food and label it.</p> <p>Extension: Respond to the question about your favourite food on our Google Classroom.</p>	<p>English Reading</p> <p>Listen to “The Gruffalo” by Julia Donaldson using our Google Classroom.</p> <p>Talk about the following words with your parent/carer, what do you think these words mean? frightfully, astounding</p> <p>Ask your parent/carer to read the words in the word bank on Worksheet 8. Can you find these words in the story? Complete the word search on Worksheet 8.</p>

	<p>Draw your own terrible creature and label it. <i>Extension:</i> Write a sentence about your terrible creature and what it likes to eat.</p> <p>Word Work Write your sight words in your workbook. Read all of your words using different voices eg, teacher, monkey, lion, rock star, dog and grandpa. <i>Extension:</i> Choose 3 - 4 of your sight words and write them in a sentence.</p>	<p><i>Extension:</i> Write a list of the nouns that you found on the back of worksheet 1 or in your workbook.</p> <p>Interactive Writing View Interactive Writing session on Google Classroom. Access details provided.</p> <p>Word Work Practise your Jolly Phonics sounds using the link below https://www.youtube.com/watch?v=jvAYUyQJrGg</p>	<p>Interactive Writing View Interactive Writing session on Google Classroom. Access details provided.</p> <p>Word Work Invite your parent/older sibling to join you in this activity. Use your sight word list and hold it on your lap. Ask your parent to trace a sight word on your back with their index finger. They will need to use their index finger to slowly trace out a given sight word. Can you guess it? If yes, you take a turn and both continue until you have written all of the sight words. <i>Extension:</i> If you think you know the sight word, write it down on paper instead of saying it aloud.</p>	<p>Word Work Practise the actions and sounds for graphemes (letters) g,i,o,u,f, b. How many three letter words can you make using these sounds. Write them in your workbook and draw a picture to match. <i>Extension:</i> Write words using three or more sounds.</p>	<p>Writing <i>My Story Response:</i> How do you feel about the story "The Gruffalo"? What was your favourite part of the story? Draw your favourite character from the story and write a sentence.</p> <p>Word Work Write your sight words outside on the ground using coloured chalk OR write your sight words into your workbook using bubble writing or rainbow colours.</p>
<p>Break Middle</p>	<p>Break Mathematics Monster Yahtzee Numbers: Play with your parent/carer and share the board game (Worksheet 1). Each player has their own side. Player 1 rolls a dice and covers the monster on his side of the board that matches. Player 2 rolls the dice and covers the monster on their side of the board that matches. If a player rolls a number that is already covered, they</p>	<p>Break Mathematics Number 10: How many ways can you represent number 10? Use Worksheet 4 as a guide to help you. Please record everything you know about the Number 10 on Worksheet 5. You may like to use words, pictures or numbers. <i>Extension:</i> Write your numbers 1-10 counting forwards in your workbook. And then write your</p>	<p>Break Mathematics Ten in the Bed: Listen to song on the link below Ten in The Bed Super Simple Songs Join in and sing "Ten in the Bed" with the clip. Line up your toys and act out the song again, counting down from 10. <i>Extension:</i> Draw your toys in your workbook and count backwards from 10. Choose</p>	<p>Break Mathematics Number Scramble: can you count forwards to 10? What number comes first? What number comes next? Have a look at the activity on our Google Classroom and place your numbers in order from 1 to 10. <i>Extension:</i> Draw a rocket in your workbook and write your numbers underneath to countdown from 10 to 1.</p>	<p>Break Mathematics Time: The little mouse took a stroll in the deep, dark wood during the day. In your workbook, draw activities you do during the day. Write a heading at the top of the page "Day". Some animals like owls like to hunt at night. What are some activities you like to do at night? Draw these in your workbook on a separate page. Write a</p>

	lose their turn. Winner is the person who covers all of their monsters first.	numbers 10-1 counting backwards in a different colour.	another number and count backwards for example, 3, 2, 1, 0	heading at the top of the page "Night". <i>Extension:</i> Draw and label an activity that takes a short time to complete (eg brushing your teeth) and an activity that takes a long time to complete (eg. walking the dog)
Break	Break	Break	Break	Break
Afternoon	Creative Arts Visual Arts My Gruffalo Puppet. Using Worksheet 2 and crayons, pencils or paints, create your own Gruffalo puppet. Attach it to a wooden spoon or paddle pop stick. We'd love to see it so please send through a photo! 😊	History When we were babies we all had special toys. Discuss with your parent/carer about the special things you liked to play with. Draw a picture of your special object in your workbook. <i>Extension:</i> Ask your parent/carer to help you write a sentence about why this object is special to you.	PDH Watch Sesame Street clip on the link below https://youtu.be/ZxfJicfyCdg and play Name that Emotion . Can you identify the emotions that the characters are feeling? Role-play an emotion for your family and have them guess what emotion you are showing. Take turns and show different emotions and see how many different emotions you can express.	Creative Arts: Drama https://www.youtube.com/watch?v=Q1dLGz57KEQ Respond to the story by: <ul style="list-style-type: none"> moving like a possum climb like a possum eat like a possum Choose a character from the story <ul style="list-style-type: none"> make it very frightening, using all parts of body, then become a statue Ask your parent/carer to try to guess which character you are.



Links to useful websites:

ABCYA	https://www.abcya.com/	Jolly Phonics	https://www.youtube.com/watch?v=jvAYUvQUrGo
Storyline Online	https://www.storylineonline.net/	Speld SA	https://www.speld-sa.org.au/free-resources.html
Go Noodle	https://www.gonoodle.com/	Alphablocks	https://www.youtube.com/watch?v=QGNwOoeyKko
Phonics Hero	https://www.phonicshero.com/	Numberblocks	https://www.youtube.com/watch?v=HHSum6Sinww
Number Jacks	https://www.youtube.com/channel/UCWVKuiktSh-V3E-4ysPU0VC3Q		



GRUFFALO

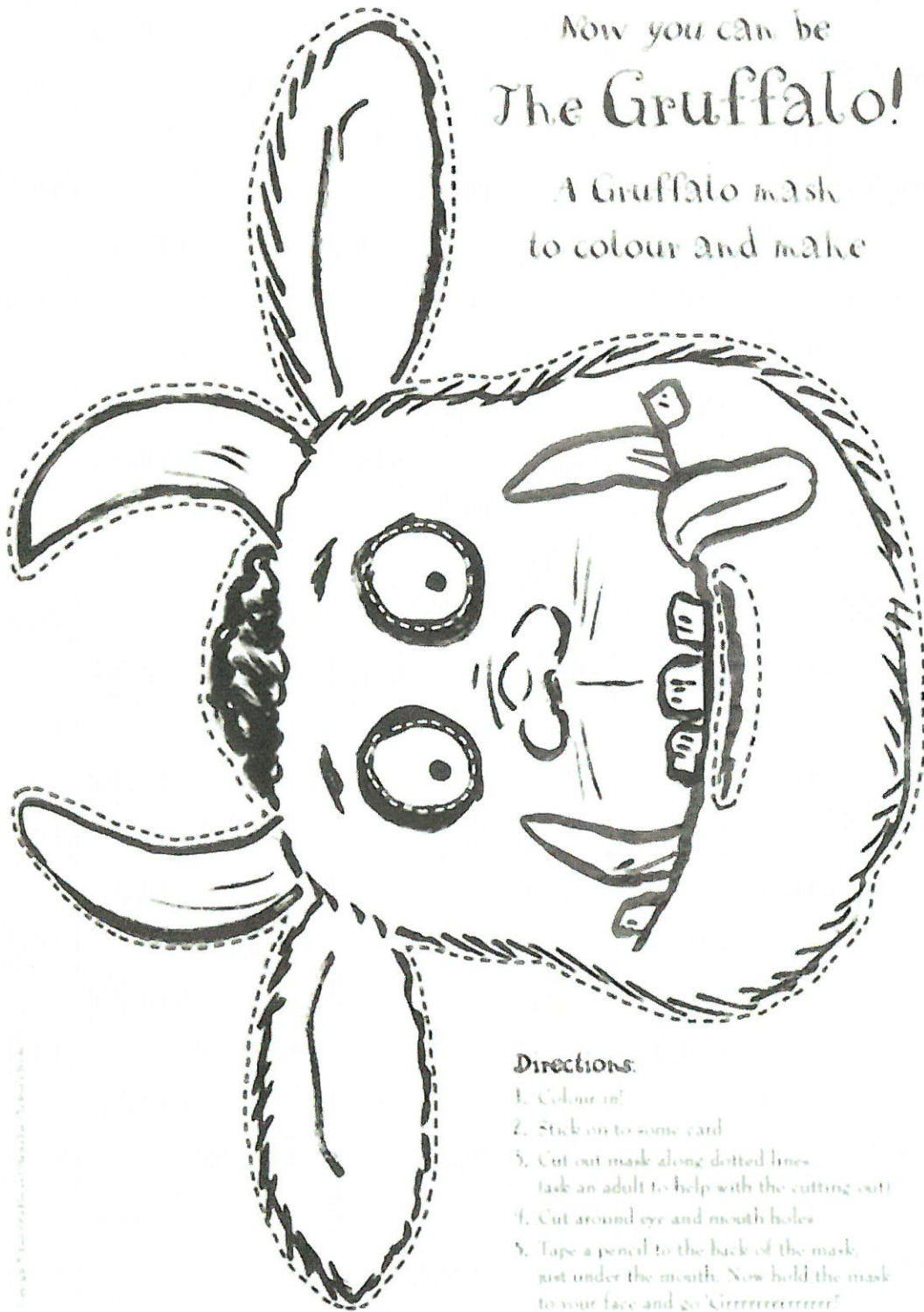
Can you list my favourite food?



© Anita Bremer

Now you can be
The Gruffalo!

A Gruffalo mask
to colour and make


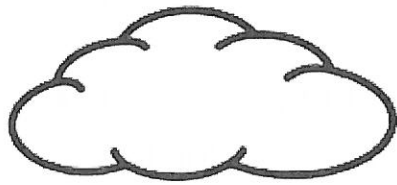


Directions:

1. Colour in!
2. Stick on to some card
3. Cut out mask along dotted lines
(ask an adult to help with the cutting out)
4. Cut around eye and mouth holes
5. Tape a pencil to the back of the mask,
just under the mouth. Now hold the mask
to your face and go 'Grrrrrrrrrrrrr!'

Label the Weather

Write the correct weather words in each of the boxes



sunny

rainy

windy

cloudy

© Little Lifelong Learners

LET'S FIND SOME WORDS!

Q	E	R	U	T	A	E	R	C
M	W	T	S	N	A	K	E	E
O	T	E	R	R	I	B	L	E
U	S	E	L	K	C	I	R	P
S	R	T	X	S	W	A	L	C
E	T	H	O	Y	U	I	W	O
G	R	U	F	F	A	L	O	P

WORD BANK

mouse

terrible

Gruffalo

claws

fox

teeth

owl

prickles

snake

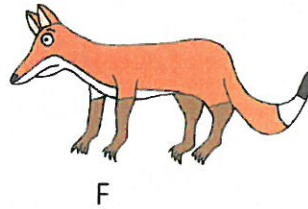



creature



© Anita Bremer

Who did the little mouse meet first in the deep dark wood?

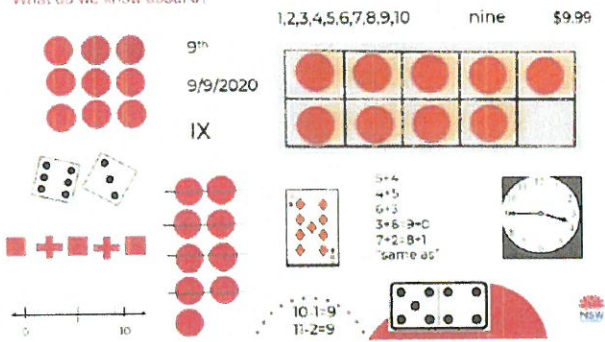
Number the boxes from 1 to 4 in the order the mouse met them and label the animals using the words provided.



Mouse Gruffalo Snake Fox Owl

HOW MANY WAYS CAN YOU REPRESENT A NUMBER?

What do we know about 9?



For students:

Here is a display about everything we know about the number nine.

Can you make a similar display in your workbook about the number ten?

For parents:

Encourage your child to use:

- Ten frames
- Arrays
- Sums
- Number lines
- Domino representations
- Dice representations
- Odd or even
- Before and After
- Word and symbol
- Dates
- Money
- And any other things you can related to that number

EVERYTHING I KNOW ABOUT
THE NUMBER 10

Tens Frame






























WORKSHEET 1

6	5	4	3	2	1
					
					
1	2	3	4	5	6

Instructions:

- Players share the board game. Each player has their own side.
- Player 1 rolls a six-sided dot die (ex. 3) and covers the monster on his side of the board that matches (ex. 3).
- Player 2 rolls the six-sided dot die (ex. 4) and covers the monster on her side of the board that matches (ex. 7).
- If a player rolls one that is already covered, they lose their turn.
- Winner is the person who covers all of their monsters first.

Movement Mat: Pick a Challenge ^{and} Move

<p>Let's drive. Pretend you are driving. You can drive fast. You can drive slowly. You can take a sharp corner and put on the brakes.</p> 	<p>Let's leap! Can you leap on one foot? Let's try the other foot. Leap with both feet like a frog. Can you take little and big leaps like a rabbit?</p> 	<p>Let's go to the farm! Have an adult call out a farm animal. You will act out the animal. Don't forget to make the matching sound!</p> 	<p>Let's fly! Use a piece of paper to create a paper airplane. Throw the plane and chase after it each time to catch up to it.</p> 	<p>Let's grow! You will practice growing like a flower. Start small and then grow, grow, grow as you bloom into a big flower.</p> 	<p>Let's crawl. Using items in your house, make your own tunnel or cave. Take a stuffed animal through the tunnel or cave.</p> 	<p>Let's row! Put down a towel or blanket as your boat. Practice rowing long strides. You will row back and forth on both sides.</p> 	<p>Let's bounce! Can you bounce a ball high? Can you bounce it down low? Can you bounce the ball 3 times? Can you catch the ball?</p> 
<p>Let's imagine! Pretend you are a superhero. Act out your favorite superhero around the house.</p> 	<p>Let's color tap! Have an adult call out a color. You will run through the house and tap as many items as you can that are the color.</p> 	<p>Let's bowl. Set up plastic cups. Using a rubber ball, bowl to see how many cups you can knock down. Continue to set up the cups to bowl.</p> 	<p>Let's Move!</p> 		<p>Let's jump! Jump high 10 times. Jump low 10 times. Try 10 jumping jacks. Can you do it again?</p> 	<p>Let's clean up! Help pick up an area in your home as quickly as you can. If you go quick enough, then you get to do two or three rooms!</p> 	<p>Let's flutter! Pretend you are a butterfly. Fly and flutter around the house. Don't forget to stop for some nectar.</p> 
<p>Let's grab! Use a pair of kitchen tongs or your fingers. Try to grab little items like socks, crayons, or building blocks.</p> 	<p>Let's stomp! Pretend you are a dinosaur. Take big steps as you stomp around the house. Chomp, chomp, CHOMP!</p> 	<p>Let's use our toes! Place little items on the floor, like marbles, blocks, or crayons. Use your toes to pick up the items.</p> 	<p>Let's hop! Pretend you are hopping over or maybe through mud puddles. Make sure you hit all the big and muddy puddles.</p> 	<p>Let's sweep! Practice the sweeping motion by helping sweep a room in your home. You can help sweep, sweep, sweep!</p> 	<p>Let's drum! Can you make a drum from items in your house? Let's keep beat on the drum. 1, 2, bang! 1, 2, bang!</p> 		
<p>Let's jump! Place stuffed animals or other safe items on the floor. Practice jumping over each item.</p> 	<p>Let's mirror! Mirror dance with an adult. You will do a dance and then the adult will mirror you. Switch it up and mirror your adult.</p> 	<p>Let's skip! You can skip slowly like a turtle. You can skip quickly like a quick grasshopper.</p> 	<p>Let's go to the zoo! Have an adult call out a zoo animal. You will act out the animal. Don't forget to make the matching sound!</p> 	<p>Let's slither! Get down on the ground and slither around back and forth. You can slither slowly, or you can slither quickly.</p> 	<p>Let's zoom! Pretend you are a jet plane. Fly and zoom around the house. Don't forget to turn on your jet engines.</p> 	<p>Let's crab walk! Crab walk around your house. Try to crab walk slowly and crab walk quickly.</p> 	<p>Let's stop and go. We will play "Red light, Green light." An adult will yell out "Green light" for us to move until we hear "Red light."</p> 

List 2-b

she

so

that

then

there

they

up

went

when

you

List 3-a

about

back

after

be

all

because

are

came

as

day

